




Terex® MPS Wheeled Plants

WC1150S



A world working better™

Wheeled Cone Plant WC1150S

The Terex® WC1150S Cone-Screen plant is a high performance, medium sized wheeled crushing-screening system. At the heart of the plant is the Terex TC1150 cone crusher with hydraulic setting, tramp release & unblocking system. Its unique crushing action provides excellent capacity, high reduction & good product cubicity for the production of high quality aggregate & sub-base materials. Onboard screen allows for sizing product from a single plant. A level sensor over the cone crusher regulates the feed to ensure the cone chamber is choke fed, essential for maximum reduction, manganese life & optimal product shape. Plants comes with added features for simple and easy installation of the plant.


Features & Benefits

- Easy installation of plant using hydraulic legs and hydraulic screen lifting which reduces requirement of heavy cranes for installation
- High performance Terex TC1150 cone crusher with onboard 6'X20' 3 deck screen box
- Advanced ACE6 crusher controls for cone operation with level sensor
- Hydraulic raise and lower for screen box
- Walkway all around cone and screen for easy access to components
- Blending capabilities on screen discharge chute
- Mounted on chassis with removable type triple axle bogie with tail lights
- Plants are designed for containerization
- Automatic electrical switchgear includes controls for cone discharge, screen feed, 2 product conveyors, and screen fines conveyor
- Power range capabilities: 380v to 460v, 50 and 60 hz
- CE certified

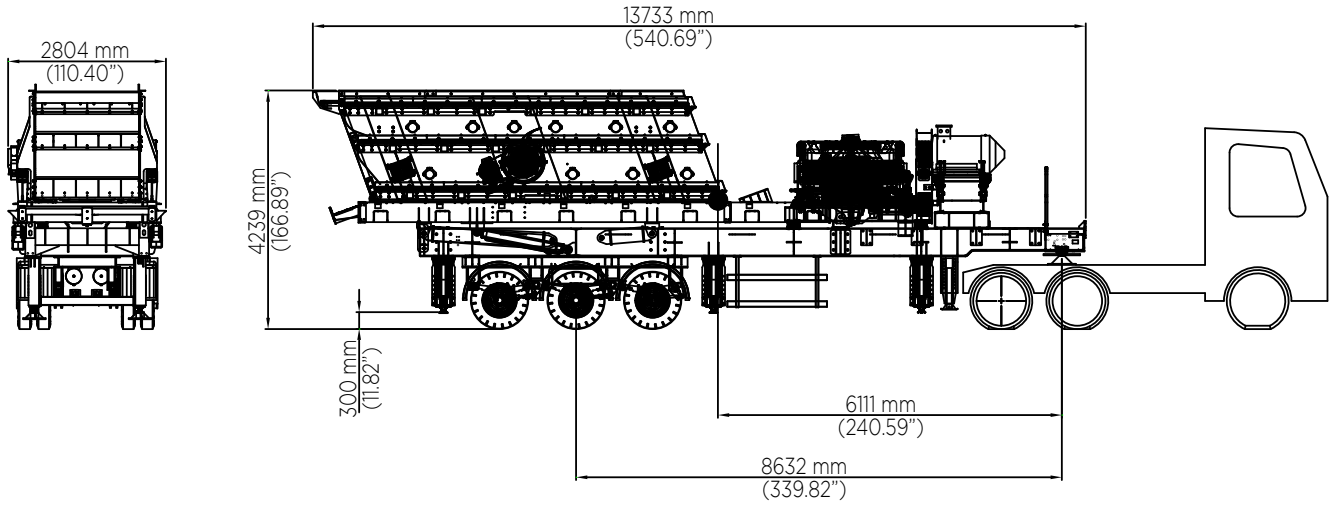
Options

- Cone crusher chamber -XC , MC , AS / ST & LT
- PU deck for screen

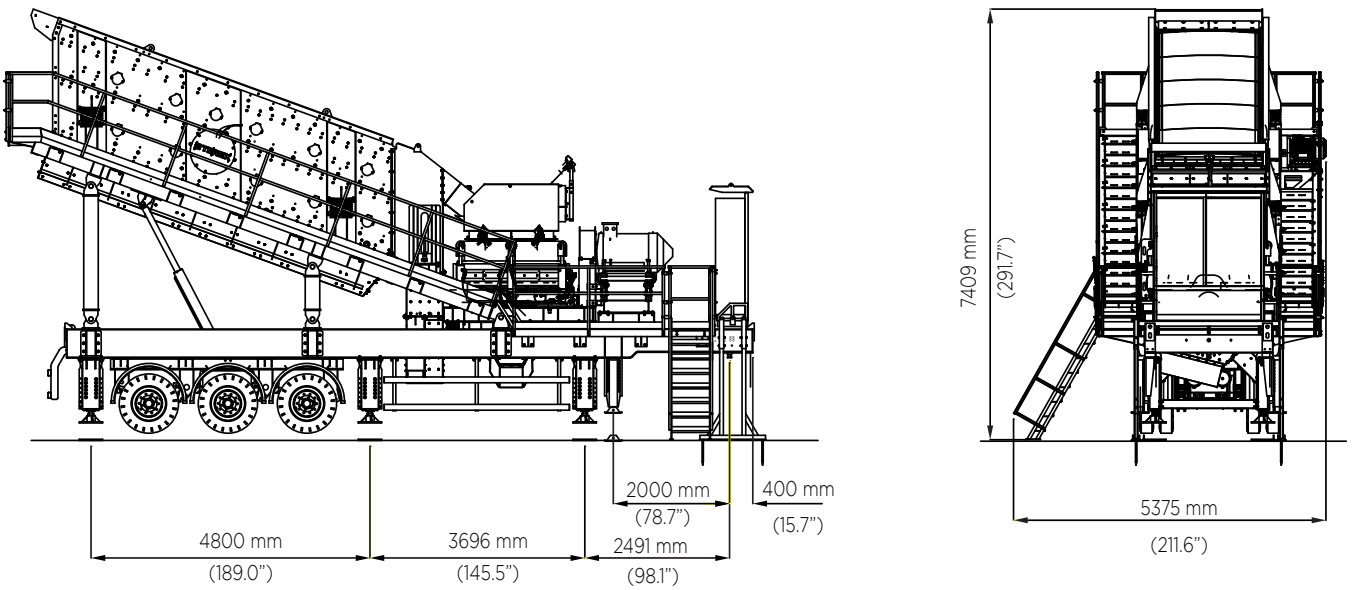
Applications	
Sand & Gravel	C & D Waste
Blasted rock	Overburden
River rock	Processed ores



Transport Mode



Operating Mode



Power requirements	kW	hp
Cone Crusher	225	302
Screen	22	30
Lube pump	1.5	2
Oil cooling fan	0.75	1
Oil heater	3	4
Hydraulic pump	2.2	3
Power pack for jacking leg	7.5	10

Weights	Kingpin Weights	Axle Weights	Total Weights
Base Plant	11,250 kg (24,802 lb)	27,240 kg (60,054 lb)	38,500 kg (84,878 lb)



Available as a stand-alone plant or as part of a multi plant system



www.terexmps.com

Product specifications and prices are subject to change without notice or obligation. The photographs and/or drawings in this document are for illustrative purposes only. Refer to the appropriate Operator's Manual for instructions on the proper use of this equipment.

Failure to follow the appropriate Operator's Manual when using our equipment or failure to act responsibly may result in serious injury or death.

The only warranty applicable to our equipment is the standard written warranty applicable to the particular product and sale, and Terex makes no other warranty, express or implied. Terex, the Terex Crown design, Cedarapids, Canica, Simplicity, Jaques, El-Jay and Rollercone are trademarks of Terex Corporation or its subsidiaries. All rights are reserved. © August 2020

